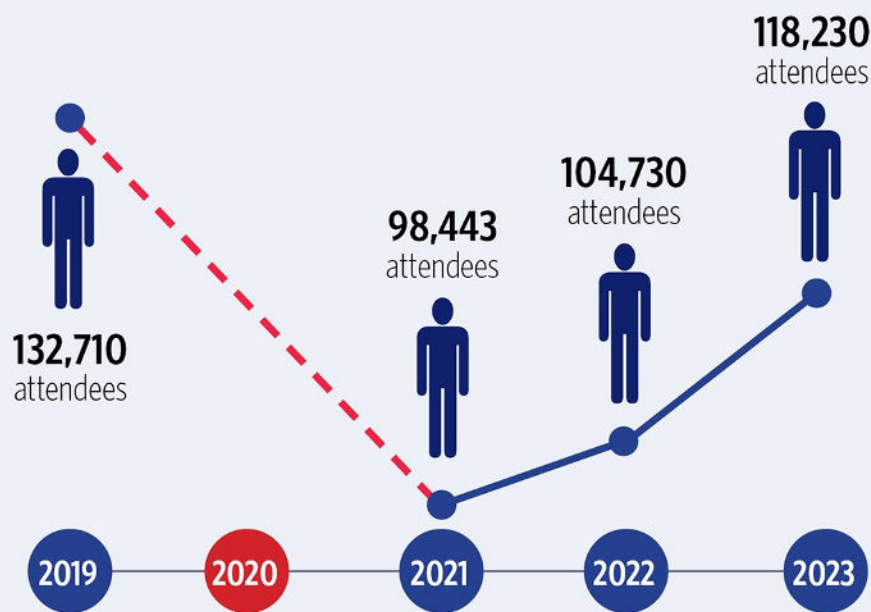


AVERAGE WEEKEND MASS ATTENDANCE

• Approximately 27.3% of the estimated 433,100 registered Catholics were in attendance at Mass during the 2023 October count. This figure was 29.3% in 2019, 21.9% in 2021 and 24.2% in 2022.

• There was no Mass count in 2020.

• For the average weekend in October 2023, the 76 parishes/missions and three campus ministries reported a total of 118,230 persons in attendance at 400 regularly scheduled Masses. The average for 2023 increased by 13% or 13,500 over the October 2022 average of 104,730.



118K
Average weekend attendance in October 2023

27%
Attendance as percentage of registered parishioners

20%
Increase in average attendance 2021 to 2023

-11%
Change in average attendance over the past five years

• In 36 parishes, October Mass attendance counts represent between 25%-49% of the registered individuals in the parish. 14 parishes have an attendance total that is 50% or more of the registered individuals in that parish. 26 parishes have a Mass attendance

total that is fewer than 25% of the registered individuals in that parish.

• 52 of the parishes utilize between 25% and 50% of their capacity in a typical weekend. 18 parishes use 50% or more of their capacity, while six parishes use less than 25%.

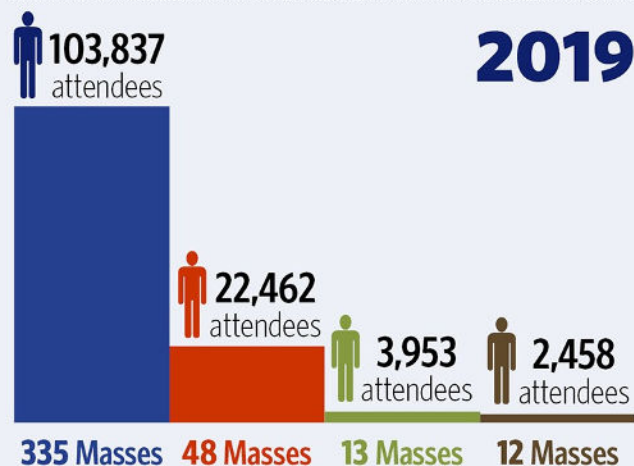
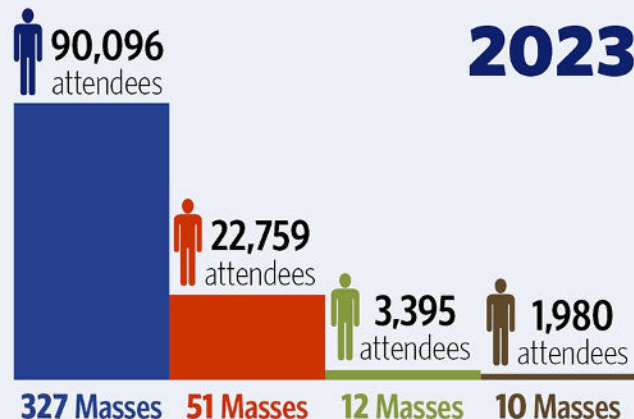
PERCENT OF REGISTERED INDIVIDUALS



PERCENT OF CAPACITY



MASSES AND ATTENDANCE BY LANGUAGE



• 34 of the 76 parishes/missions celebrate weekend Mass in English only. 36 parishes offer a Mass in Spanish, eight offer a Mass in Latin, and three offer a Masses in other languages (Korean, Vietnamese, etc.)

• The average number of weekend Masses per parish is five, but 41% of parishes have six or more Sunday/Saturday Vigil Masses

■ ENGLISH
■ SPANISH
■ OTHER
■ LATIN